

FIRELITE TRANSPORT FDHP-302-160

Hannay 4000 series Electric Reel with your choice of 50' of 1" or 100' of 3/4" booster hose w/wildland adjustable fog nozzle

Top water tank fill point 125, 160, or 200 gallon poly water tank

Scotty foam system with 5 gallon foam cell

Pump features stainless steel piping & brass valves

All aluminum tubing & diamond plate chassis

Rescue area with stainless steel grab bars

FDHP-302-160 (160 gal.)

Large hose storage area with tailgate

Reinforced skid plate bottom for fork lifts

Darley-Davey 5.5, 9, or 13 hp stationary pump

Photo shown with optional red rubber jacketed booster hose.

BASE PRICE STARTS AT: \$8,900.00 + SHIPPING

ADD UPGRADED VIPER NOZZLE WITH PISTOL GRIP AND BALE: \$300

UPGRADE TO 9HP ELEC START \$1,200

UPGRADE TO 13HP ELEC START \$1,500

Darley Davey Pump GPM/PSI		
Pump	GPM	PSI
AK304 5.5 HP	65	48
	50	81
	20	120
AK308 9 HP	120	36
	60	118
	20	144
AK 306 13 HP	120	40
	60	133
	20	146

All of these standard features included in base price above

- 160 gallon baffled poly water tank with 5 gallon foam cell
- Scotty Around The Pump, Class A Foam System
- 4000 series Hannay Electric Rewind Reel
- 100' of 3/4" or 50' of 1" Boostlite booster hose
- Self-priming up to 19' with initial prime
- Stokes basket area with stainless steel grab rails
- Hose storage area with tailgate
- Fork liftable to standard pickup bed
- 1.5" gated auxiliary suction
- 1" gated tank recirculation
- 1" gated to booster reel
- 2- 1.5" gated discharges
- CS 105/15 1" NST nozzle
- Mercedes Draflite Kit – includes Hydro-Wick Hand Primer installed on skid; 20' of 1.5" suction hose; Foot Valve / Strainer

Dimensions	Dry Weight	Wet Weight + foam	Crated Weight
5.5 HP 48"W x 76"L x 45"H	670	1990	925
9 HP 48"W x 76"L x 45"H	715	2035	970
13 HP 48"W x 76"L x 45"H	730	2050	985

*weights & dimensions are approximate only
Add 30 lbs to weights if going with optional red rubber jacketed booster hose



ALL UNITS SHIP FULLY ASSEMBLED




KIMTEK CORPORATION



326 Industrial Park Lane, Orleans VT 05860 | 888.546.8358 | KIMTEKRESEARCH.COM | BRUSHTRUCKSKIDS.COM

FIRELITE TRANSPORT FDHP-302-160 PICK-UP TRUCK SERIES OPTIONS




Add lower roller off driver's side of truck, high roller off passenger side

Add cross lay tray (dead lay) to hold approximately 150' of 1.5" line for the length of the unit. One long tool holder box length of skid unit with a full length door opening to the side of the unit (off passenger side) for easy access.



Add a 4' cross lay tray (pre-connect) to hold booster line and one open toolbox holder to carry long tools with holder for long board on passenger side of skid unit




Add custom built cross lay tray (pre-connect) the length of the skid unit to hold approximately 150' of 1.5" line. Second cross lay tray (dead lay) length of the bed to hold approximately 150' of 2.5" line.

**Optional high roller also shown*



Add cross lay tray (pre-connect) to hold approximately 150' of 1.5" line for the length of the unit. One long tool holder box length of skid unit with a full length door opening to the side of the unit (off passenger side) for easy access.



**ALL UNITS SHIP
FULLY ASSEMBLED**

Other options include:

Increase length of hose to 100' of 1" or 150' of 3/4" – will be red jacketed booster hose (requires larger reel at additional cost)

**Dead lay or pre-connect available for area adjacent to pump only.



**KIMTEK
CORPORATION**

